



ROG.e



**AUTHOR GUIDELINES
INSTRUCTIONS FOR FULL PAPER SUBMISSION
ROG.e 2026**



1. Article Structure

This section presents the general guidelines for the formatting and organization of the scientific article. The following instructions aim to standardize submitted papers, ensuring clarity, visual uniformity, and compliance with the established standards. Proper adherence to these criteria is essential for the evaluation and presentation of the academic content.

1.1. Template

All articles must use the official event **template** made available in the author area.

1.2. Page Limit

The article must contain between **5 and 10 pages of content**, excluding the references section. All images, charts, tables, and other visual elements must be included within these 10 pages.

1.3. Font and Size


The text of the article must be written using the **Trebuchet MS font, size 11**, ensuring consistency and good readability throughout the entire paper.

1.4. Line Spacing

The article should be formatted **with 1.5 line** spacing to ensure proper visual organization and facilitate readability of the content.

1.5. Margins

The document margins must be set to 2.5 cm on all sides of the page, including the top, bottom, left, and right margins, ensuring standardization and proper presentation of the article.



IMPORTANT:


- No pre-textual elements should be included in the article.
- The article should begin directly with the Introduction section and continue through to the References section.
- The cover page – containing the title, authors’ names, abstract, and keywords – will be automatically generated and attached by the IBP Congress System.

2. Acknowledgments to Individuals or Institutions

- Authors must ensure that the article maintains a strictly technical tone, avoiding any form of commercial promotion or highlighting companies or individuals at the expense of the solution or knowledge presented.
- In this context, acknowledgments to companies, sponsors, collaborators, promoters, or any other partners should be included exclusively in the “Acknowledgments” section, which must be placed between the “Final Considerations” and “References” sections.

3. Citations (Source Indication), References, and Plagiarism

- All figures, images, and tables must include a title and source.
- If they are created by the authors themselves, the source should be indicated as: “Source: Prepared by the authors (year).”
- All content that is not the authors’ original work must be properly cited and referenced according to the APA style to avoid any risk of unintentional plagiarism.
- Proper credit must be given to the author or institution responsible for the text, image, table, or figure used as a reference.



4. References

- References must be included at the end of the document, in the final section.
- For this event, only the APA - American Psychological Association format is accepted.
- The ABNT NBR 6023 format should not be used.
- For preparing references, the use of reference managers is recommended:
<https://zbib.org/>

IMPORTANT REMINDERS!

- **Page limit:** 5 to 10 pages of content (excluding references).
(Submissions outside this limit may be disqualified.)
- Do not include any pre-textual elements (e.g., cover page, title page, author information, keywords).
- References must be placed at the end of the document and are not counted toward the total page limit.
- Avoid any form of commercial bias.
- Only the APA - American Psychological Association format is accepted.
Do not use ABNT NBR 6023.
- The use of the ZoteroBib service is recommended: <https://zbib.org/>